



BUTCHERS & BICYCLES[®]


C O P E N H A G E N

READY FOR A CHANGE?

Butchers & Bicycles was founded on a dream to make a real difference for families all over the world. From the heart of Copenhagen Meatpacking District, we built our company with the sole purpose to help families spend more quality time together. Convert everyday headaches to easy and enjoyable bike rides with complete focus on what's important. Have fun with your children, be present and show them how life can be full of adventures every day.

Morten Wagener

CEO and co-founder of Butchers & Bicycles



“We almost never use our car anymore. The MK1-E is my car now and I ride it 30 km every single day”

Julie Ugleholdt Nimgaard
Copenhagen, Denmark

LOVED BY FAMILIES

“Gliding through the city on the MK1-E with my two happy kids in front of me, is probably my favourite activity of all times.”

Sophie Bay
Copenhagen, Denmark

“It literally changed our routines and was the perfect addition to our lifestyle”

Anna
Berlin, Germany

“When you ride your new MK1-E 75 km in only two days, when it’s minus 2 degrees outside, it’s love! Who needs a car anyway?”

Nadine Gröger
Berlin, Germany

PRAISED BY CRITICS

“The MK1-E handles superbly and is one piece of formidable technical design”

Lasse Skou Hauschildt
Danish Cyclists’ Federation,
Denmark

“... the clean design, the thought-through features and the high-quality build, the MK1-E is still the benchmark of its niche...”

Sven Külpmann
Bakfiets-Family.net,
Germany

“A new paradigm of cargo bikes”

Simon Vincett
RideOn Magazine, Australia



CYCLINGWORLD
— DÜSSELDORF —

AWARD

2 0 1 7

BEST CARGO-BIKE

Voted by thousands at
Cyclingworld Düsseldorf 2017

IMAGINED AND REALISED IN COPENHAGEN

The MK1-E stands for high-quality without compromises, and over time the BUILT TO TILT™ cargo bike has proven its durability and functionality.

We understand and respect the needs and pain points of modern urban families which is why we strive to achieve only the best and make sure you can focus on the adventures ahead.







PERFECT FOR KIDS

Having your children in front of you is great. They are safe and comfortable, riding through the city or landscape on a thrilling roller-coaster sensation. Something you can be sure will bring smiles to all faces.

SAFE & COMFORTABLE

Because the MK1-E leans into the turns it's both fast and safe at the same time. The 3 wheels make the cargo bike stable to ride with children and the ability to lean into the curves makes it comfortable on uneven roads and while turning.

NO SWEAT TO RIDE

When you're going uphill, riding long distances or bringing heavy loads you won't even break a sweat. With the integrated and very powerful Bosch Performance CX motor, you can turn the assistance up or down as needed.

BUILT TO TILT™ CHANGES EVERYTHING

Riding the MK1-E is truly a completely different experience.
It's simply more safe, more intuitive and a whole lot more fun!

WHY THE ‘E’ IN MK1-E?

‘E’ stands for electric. What began as a niche movement has quickly become a trend and eBiking is gaining popularity very fast. And for good reason. Regardless of who you are and how you use your bike, the eBike’s electric power boost makes cycling more relaxing, you travel longer distances and you reach your destination feeling fresher. Opting for an eBike is well worthwhile and here are a few reasons why.

The environment benefits

eBike users go easy on the environment. Half of all car journeys are 5 kilometres or less, and according to the Environmental Protection Agency the CO₂ emissions of a car are around 40 times higher than those of a bicycle with a battery-powered motor.

Headwind? Which headwind?

The eBike feels like an invisible “hand” giving you a gentle push and making starting and uphill riding effortless. Never mind the headwinds—just go!

Keeps you fit, makes you mobile

Despite the power assistance, eBikers still have to pedal to get moving. And it is up to you to decide how much power assistance you want or need from the motor. One thing is for sure—you will get on your bike more often.

Perfect for commuting

Who needs to spend valuable time waiting in long queues in a car? With an eBike you can easily commute 20–30 km each day and many can completely do away with the car.

Easy on the wallet

eBikes are much less expensive than cars to buy and to maintain. Forget fuel costs, high insurance premiums, car taxes, parking charges and tickets.

Fun factor

eBikes make cycling less work and more fun—and over distances of up to 10 km in dense traffic, eBikers can easily keep up with car drivers—even with a smile.

AWESOME PERFORMANCE

The MK1-E uses the best in class e-motor offering you an effortless ride.

The strongest Bosch e-motor on the market—the Performance Line CX—raises eBiking to a new level. Experience the power while gliding through the urban landscape. Benefit from a real boost in performance, making your legs feel twice as strong.

Drive effortlessly with kids and cargo up to 70 km on a single charge. That's a lot of trips to the kindergarten and work before you have to recharge the batteries.

Or a weekend adventure...

e-powered by



**Imagine
urban life
without cars.**

It begins here...



Choose any colour you want...



MK1-E glossy white

...as long as it's white or black.



MK1-E matte black

JUMP OR WALK IN

Cargo Box with door

Choose the box with a door and let your kids walk into their very own eBike limousine. Or go for the closed box for a flexible solution for both kids and cargo.



LEAVE YOUR BELONGINGS LOCKED UP

Lockable Glove Box with elastic straps and a cup holder.

We have designed a very handy Glove Box where you can store and lock away your belongings. The lid for the Glove Box includes practical elastic straps, that allow you to quickly secure any item that otherwise might fall off when riding. And there is a cup holder, of course.



THE COMFORT ZONE

Child Seat for Two

Safety above all. The Child Seat for Two is designed to offer maximum comfort and safety to kids from approx. 12 months of age. With comfortable rainproof cushions and automotive grade 5-point seat belts, your kids will be safely positioned in the cargo box—ready for their roller coaster ride through the urban landscape.



Alternatively, you can install an ISO FIX seat using the integrated brackets





A HANDY COVER FOR THE BOX

Flat Cover

For the dry season, when all you need is a cover for the box. Roll the cover back and secure it with the elastic band and your kids can step right in. Made from 100% waterproof fabric designed to last for years of outdoor use. And waterproof zippers, of course.



SOMETIMES IT RAINS

Hood with Skyview

For the wet season, when you need to keep your children dry. The large Skyview window and rear window both roll up making the MK1-E convertible for the sunny rides. Made from 100% waterproof fabric designed to last for years of outdoor use. And waterproof zippers, of course.



THIS IS YOUR PORTABLE GARAGE

Parking Cover


If you want to take extra good care of your MK1-E, or if you want to protect it from vandalism or theft, we recommend the Parking Cover. Made from 100% waterproof fabric designed to last for years of outdoor use.



LIGHT UP THE STREET AND BE SEEN


Supernova E3 lights

When you need to light up the streets, nothing beats the Supernova E3. Turn on the lights from the On-board computer and even the darkest street is lit up. This powerful light system is street legal in all of EU and is connected to the Bosch eBike battery. The set consists of two E3 V6 front lights and one E3 tail light.



DIFFERENT NEEDS, DIFFERENT DRIVETRAINS.

Whether you live on a remote mountaintop or downtown, you can get the drivetrain that suits your needs.



MAXIMUM COMFORT

NuVinci H|Sync Automatic shifting


Is H|Sync the right system for you? Yes, if you wish to focus completely on the trip with your MK1-E and not on gear shifting. This system handles automatic gear shifting according to your cadence.



LOWEST MAINTENANCE

NuVinci N380 + Gates CDX belt drive

Choose the internally geared, seamless shifting NuVinci N380 paired with the Gates Carbon Drive CDX system for a smooth and nearly maintenance-free setup. Perfect for urban life.



HIGHEST EFFICIENCY

SRAM NX 1x11 derailleur gear

Choose this setup if you are looking for the highest efficiency and want to get maximum power out of the Bosch CX motor. Perfect for very hilly areas.

LONG DISTANCE? NO PROBLEM!

Dual battery option available, doubling the assisted range.

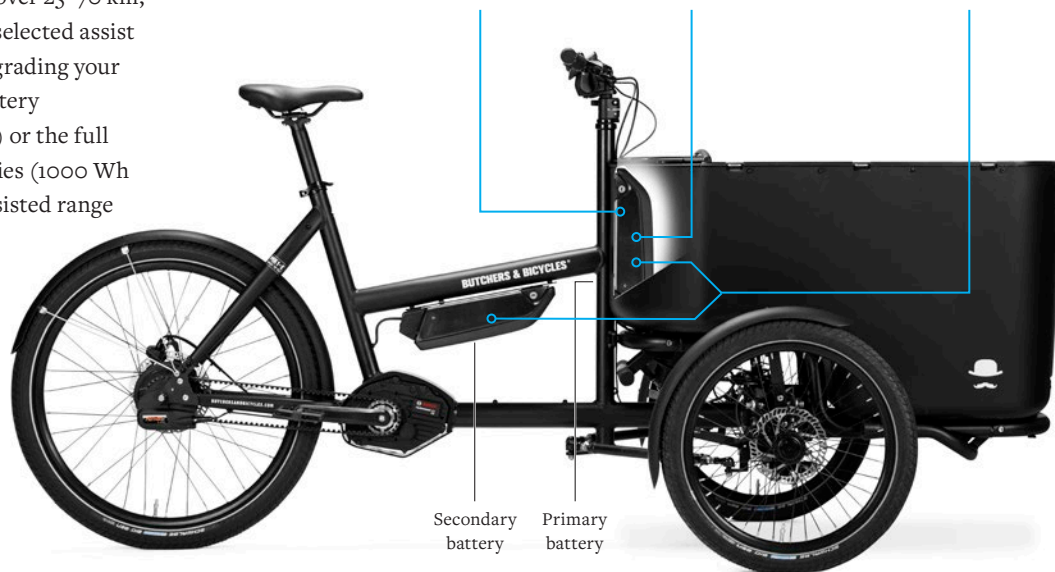
The MK1-E comes with a 400 Wh battery, which will provide assistance over 25–70 km, depending on conditions and selected assist level. Extend this range by upgrading your battery to either a 500 Wh battery (up to 88 km range per charge) or the full juice pack: two 500 Wh batteries (1000 Wh DualBattery) giving you an assisted range of up to 176 km on one charge!



400 Wh battery
(up to 70 km range)

500 Wh battery
(up to 88 km range)

1000 Wh DualBattery
(up to 176 km range)



Secondary
battery

Primary
battery

ON-BOARD COMPUTER

Easy and intuitive control

INTUVIA guarantees easy and intuitive control of your eBike. The viewing area remains clearly visible under all lighting conditions. The separate control allows you to keep your hands safely on the handlebar and you are guaranteed a clear view of all riding data at all times.

NYON is more than just a computer for your eBike. Together with the online portal and app, the on-board computer offers eBike connectivity of the next generation. Retrieve all the information you need at any time, be it GPS navigation and range information or an analysis of your personal fitness.



Nyon display

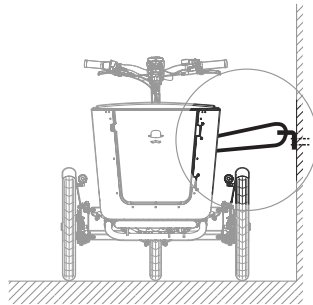


Intuvia display

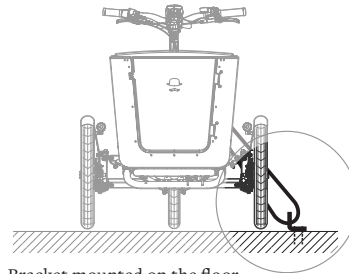
KEEP IT SAFE AND SOUND

Wall Bracket anchor point

If you have nowhere to securely store or lock the MK1-E, we offer this simple but extremely sturdy wall bracket. Simply mount it on the wall or on the floor, where you intend to keep the MK1-E parked during the night and you now have a secure anchor point to use with your chain lock.



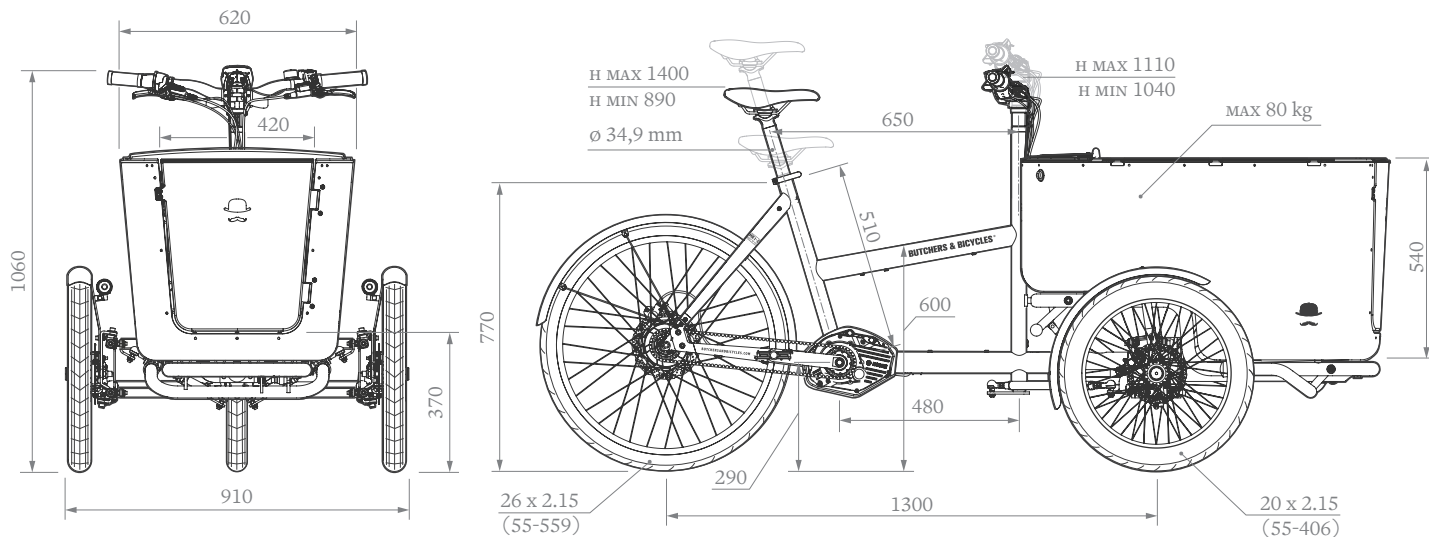
Bracket mounted on a wall



Bracket mounted on the floor

Quality time on 3 wheels



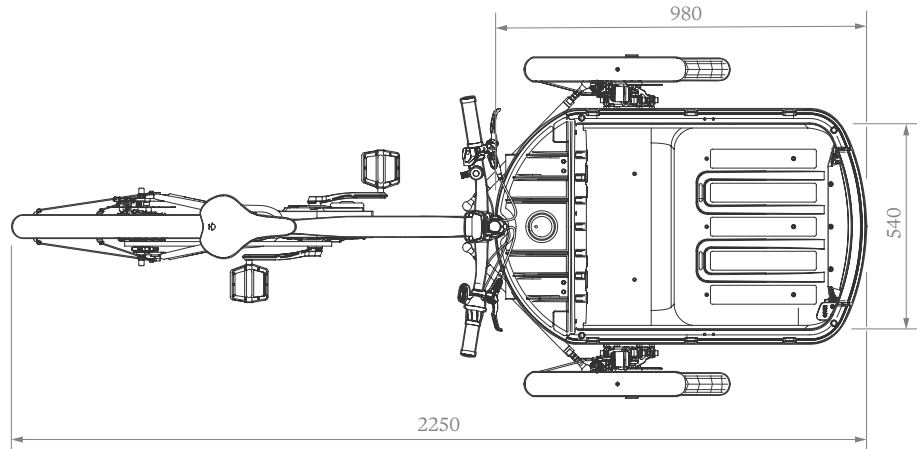
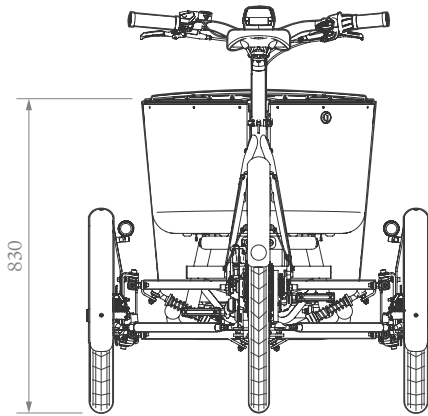


MK1-E

DIMENSIONS & TECH SPECS

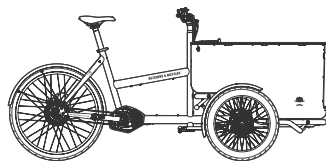
Model year 2018

Total weight	49 kg (with Sram NX drivetrain, incl. 400 Wh battery)
Load limits	Permissible total weight: 250 kg Max. load in box: 80 kg, Max. rider weight 120 kg
Motor	Bosch Performance line CX, 250 W (max. torque: 75 Nm)
Cut-off speed	25 km/h
Battery	Bosch 400 Wh
Extended battery	Bosch 500 Wh or 1000 Wh DualBattery
Display	Bosch Intuvia or Bosch Nyon



Tires front	20" x 2.15 Schwalbe Big Ben Min-Max width: 1.35 to 2.35
Tire rear	26" x 2.15 Schwalbe Big Ben Min-Max width: 1.35 to 2.35
Rims	ALEX rims, double wall aluminium
Brakes	Front: Hydraulic disc brakes Tektro HD-515, Ø160 mm, parking brake, left-hand lever Rear: Hydraulic disc brakes Tektro HD-285, Ø180mm, right-hand lever

Cargo Box material	ABS (body) and PC (door)
Frame	Powder coated, hardened, lightweight aluminium 7005 T6
Seat height	89 cm to 114 cm
Handlebar height	104 cm to 111 cm
Rider size	155 cm to 205 cm



Butchers & Bicycles ApS | Flæsketorvet 18, 1711 Copenhagen, Denmark
butchersandbicycles.com | +45 7199 8808 | support@butchersandbicycles.com